



Art
of
Portraiture

By
Sainadh Mallula



What is a Portrait ?

A photograph
that captures
character,
personality and
likeness of a
human face.

Agenda

Setting up your camera and choosing the right portrait lens.

Capturing portraits using effective lighting, composition, choosing a background , posing the subject

How the features of face changes with direction of light

Shooting Female, Male, Kids and groups

Environment , creative and street portraits

Pictorialism – Creative Story telling

Tips for successful Portraiture

Creating interesting projects and working towards a goal

Setting your camera

- Start with less ISO
- Set Color balance
- Choose your aperture based on what you want to achieve
- If you want to work more with image and gather more information
“Shoot RAW”



Choice of lenses

85 mm F
1.4



135 mm F
2




70-200
mm F 2.8

50mm F
1.4



35mm F
1.4





Composition

Composition tips

- Fill the frame
- Try different angles
- Keep eyes in the upper thirds
- Frame to grab attention of the viewer
- Use perspectives to create interesting composition
- Get closer to the subject and make them to interact with camera
- Leave enough space above the subjects head , unless you want to show a tight frame
- Watch carefully the parts of the body and know where to crop



Available light

MadiyIn




Ambient light

Hannah



Golden Hour

Vishnu & Shamu




Direction of light

Tabitha



Split the light





Low Light






noelphoto

Using Flash or
artificial light

Cheryl



Victoria



Michael



Portraits of

Women

Sonia

adhphot

Study of facial features

Shoot in different angles

Look for catch lights



Grace

nadphoto



Posing

Brittainy



Ishani

Elegance


Position of hands
Orientation of body



Grace



Lauren



Madilyn



Portraits of

Men


Jason








Kids









Small groups



Image Courtesy : Ravindranath



Sarah & Madilyn



Environment Portraits

Image Courtesy : Ravindranath



Christa





Creative

Chloe




Vintage Mermaid



nachphoto

Alice



Self portrait



Justin *radhp*



Candid

Emotion

Shooting Strangers














Pictorial

Image : Ravindranath



Capturing the scene as you see it

Catch light

Tears complimenting her pensive emotion


Subject plays important role

Story behind the picture

Break down



Tori

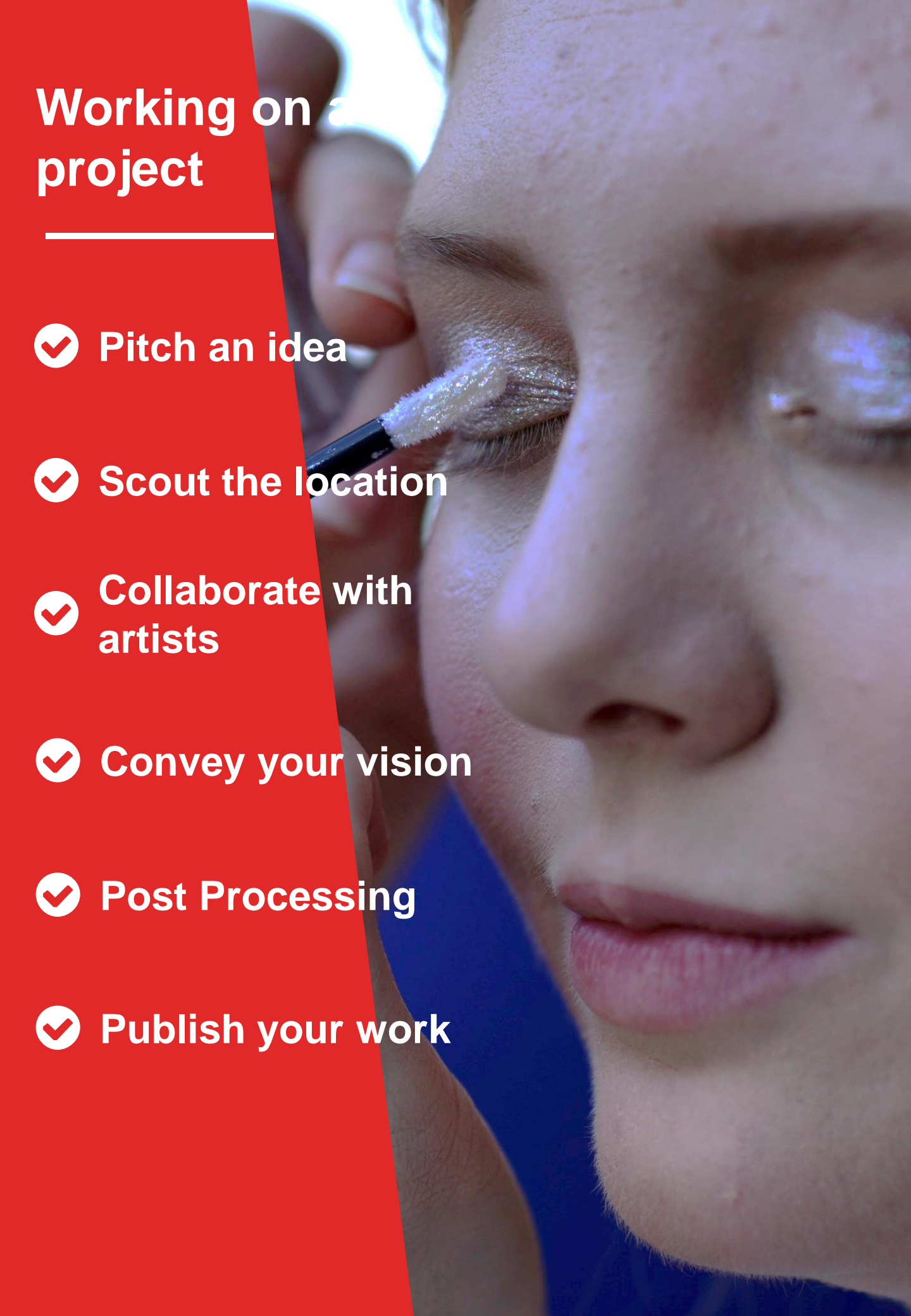



Back ground

Freedom




Suppressing
emotion

Working on a project


- ✔ Pitch an idea
 - ✔ Scout the location
 - ✔ Collaborate with artists
 - ✔ Convey your vision
 - ✔ Post Processing
 - ✔ Publish your work
- 



Rozlynn



**Shoot Series of
images**





iftsYou
le Gulch
MontagueArt

Tips for successful portraits

Capture character by asking the subject to interact with the lens

Focus on the eyes, it's one of the important areas of the Image

Try different lighting setups, for example Butterfly lighting, split lighting, Rembrandt Lighting

Study paintings and observe the compositing and posing of the subject.

Plan your shoot and work with stylists to create a different look

Use interesting clothing and props to draw attention

Tilt your camera for interesting angles

Shoot manual to shift focus

Break the rules and play with composition

Capture moving portraits by capturing the subject in mid-action

